

GCP Tooth Build-Up Templates



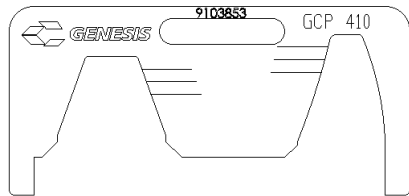
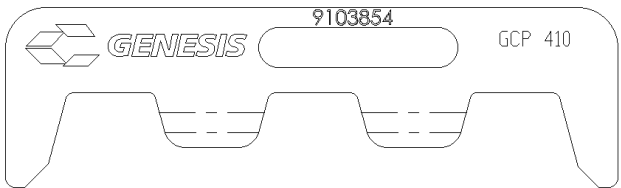
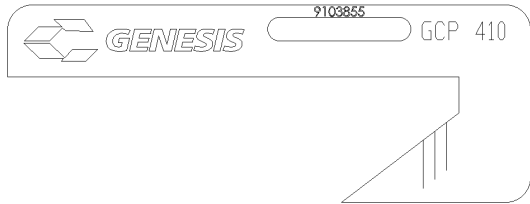
Properly maintaining demolition attachment teeth maximizes performance and optimizes the life of replacement parts. As teeth become worn, they need to be rotated, built-up or replaced.

To help customers determine and monitor how far processor teeth have worn from their original shape, Genesis has created tooth build-up templates.

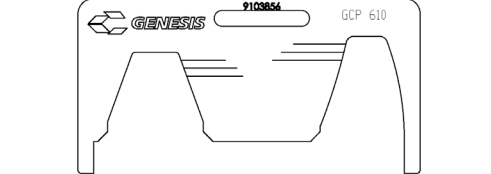
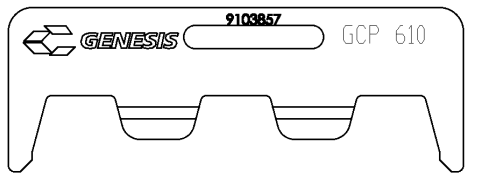
Each template is sized and formed to that tooth's original shape and features three lines that indicate wear level. Simply place the template over the tooth to determine the amount of wear and build-up required or if replacement is needed.

Line 1	½" wear - schedule maintenance to flip or rotate in jaw
Line 2	1" wear - flip, rotate in jaw or build up
Line 3	1½" wear - replace, if all points are worn on flippable teeth

Contact your local Genesis dealer or the Genesis Parts Department to order.

Model	Part Number	Template
410	9103853	
	9103854	
	9103855	

GCP Tooth Build-Up Templates

Model	Part Number	Template
610	9103856	
	9103857	
	9103858	